



DATA SHEET



Model: LR 130 xPRO

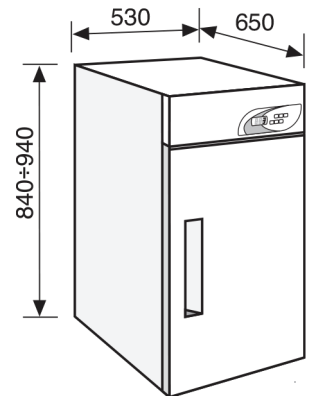
Laboratory Refrigerator

Description

LR 130 W xPRO (White finishing)


LR 130 S xPRO (Stainless steel finishing)

- Structure: upright type, realized in sheet steel with special antibacterial epoxy coating white colour both in- and outside or in stainless steel 18/10 AISI 304 both in- and outside. All the internal corners are rounded to make easy any cleaning operations and the internal bottom is tray type to contain spills
- Insulation: high density (40 Kg/m³) foamed-in-place polyurethane, with a thickness of 40 mm. CFC-free
- Feet: Nr 4, adjustable in height for levelling
- Insulated door: Nr 1, hinged, made with the same material and insulation as the rest of the structure (sheet steel with special antibacterial epoxy coating white colour or stainless steel 18/10 AISI 304 always both in- and outside). The door is provided with a removable magnetic rubber gasket in order to grant a perfect hermetic closing and reversibility facilities, to change the door hanging. The handle is flush-fitting type so does not increase the size of the refrigerator. The door is also fitted with a special door switch that stops the internal ventilation at the door opening (to limit the air cold loss)
- Internal equipment: Nr 2, storage open wire shelves realized in sheet steel with a strong plastic coating (rust-proof material). The shelves are mounted on special anti-tilt stainless steel slides that allows the shelf extraction and they can be easily removed and adjusted in height without the use of any tool. The special internal racking-system allows a great flexibility of the internal fitting with the possibility of interchange and combine both shelves and drawers (drawers optionally available)
- Shelf dimensions (W x D cm): 40 x 50
- Shelf loading capability (Kg): 25 (with uniformly stored material)
- Internal lighting: Nr 1 LED tube, mounted in the side wall, with activation through a special switch located on the control panel. It grants energy saving and prevent the internal heating produced by the traditional neon tubes
- Control panel "xPRO": located in the top part of the structure (above the door), microprocessor operating, with capacitive touch buttons and colour display. The controller supervises all the appliance functions through the EEN (Esse3 Easy Navigation) interface, with icons and written messages, allowing a very intuitive interactivity between the appliance and the user, for an easy setting of all appliance functionalities according to needs and the control of the workings status. The control panel is battery operating in order to grant the functioning of the display and alarms even in case of power failure. The main functions panel are:
 - High resolution 3,5" TFT colour display, LED backlit, showing the appliance working status (actual temperature, compressor functioning, defrosting, alarm running, etc.) and allowing the surfing through the various controller menu for setting and checking purposes
 - Digital temperature displaying and adjusting with an accuracy of 0,1°C
 - Keyboard touch-buttons with automatic block safety protection, to avoid tampering from unauthorized persons
 - Dual-level safety access, with PIN code protections, on both On/Off switch and keyboard touch-buttons. Reprogrammable PIN codes for increased security from access to the unauthorized personnel
 - Back-up battery, with automatic recharging, granting till 48 hours autonomy for the control panel functioning in case of power failure. The charging status is continuously shown on the display for immediate checking
 - Visual and acoustic alarm signalling (with automatic resetting) for:
 - high and low temperature, with limits programmable from the user through a menu
 - door ajar, delayed of 2 minutes to allow the standard operations. Programmable alarm delay through a dedicated menu

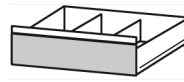


- power failure
- battery discharged
- condenser dirty
- anti-freezing evaporator
- sensors failure
- Muting facilities for the acoustic alarms, with continuous warning indication on the display and automatic ring-back if the alarm situation persists. Programmable ring-back delay through a dedicated menu
- Test facilities for both control panel functioning, battery charging status and alarm limits
- Alarms log history for the latest 30 alarm conditions (not deletable), with the possibility of verify on the display, the alarm condition and all the related informations (starting time, ending time, highest/lowest peak of temperature reached where applicable)
- Door openings history for the latest 30 days (not deletable), with the possibility of verify on the display, the number of door openings, how many giving alarms and the total time that the door is kept open day-by-day
- Defrosts history for the latest 30 days (not deletable), with the possibility of verify on the type of defrost, starting time and the duration
- Internal ventilation setting facilities, in order to optimize the air-circulation according to the appliance using conditions and needs
- Real-time temperature chart, with surfing possibilities of the previous 52 hours of operations and zooming facilities for a better control of a period of interest
- Written indications on the display selectable from 3 languages (Italian, English, French)
- Pt1000 sensors for a better accuracy of the temperature control
- NO contact to remote the alarm signals
- Software upgrading facilities
- Cooling unit: top mounted, with the condensing unit compounded by Nr 1 hermetic compressors and Nr 1 finned condenser, air cooled through a fan. Also, in the ceiling of the storage chamber, is mounted the finned evaporator with copper pipes, that is housed into a stainless steel cover that incorporate the fan. All the mounted components are industrial grade to grant the maximum reliability
- Refrigerant: R134a CFC-free
- Refrigeration: forced-air, through a fan, granting the maximum temperature uniformity and stability inside of the cabinet
- Defrosting: completely automatic, thermostat controlled. The condensate water is automatically channelled into an heated tray, located in the motor compartment, for the automatic evaporation of the condensate water
- Temperature range: infinitely adjustable between 0°C / +15°C
- Voltage (V/ph/Hz): 220-230/1/50
- Plug: Schuko type (type F+E)
- Breakers: Nr 2 glass cartridge fuses with a rating of 10A, at protection of the appliance
- Noise level (dB(A)): ≤ 48
- Gross capacity (litres): 150 (5.30 cu.ft.)
- Net capacity (litres): 130 (4.59 cu.ft.)
- Dimensions (W x D x H cm): 53 x 65 x 94
- Net weight (Kg): 65
- Packed dimensions (W x D x H cm): 65 x 72 x 114 (0,54 m³)
- Gross weight (Kg): 75

ACCESSORIES AVAILABLE



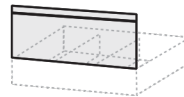
Extra wire shelf



Stainless steel drawer



Plastic partitions for drawers



Front top for drawers



Kit of rollers



Safety door lock with key



Temperature chart recorder



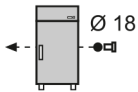
Data logger function with USB port



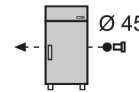
Ballasted sensor for simulation of product temperature alarm



Internal electrical socket



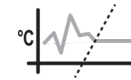
Cable port with cover \varnothing 18 mm



Cable port with cover \varnothing 45 mm



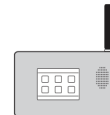
Safety anti-freezing thermostat



Temperature uniformity and stability kit



Natural refrigerant R290



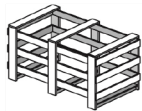
GSM/GPRS telephone dialer



230V / 60 Hz Different voltage



115V / 60 Hz Different voltage



Wooden crate packing